

ReadRover

MOBILE LIBRARY SERVICE




When Mom or Dad asks what you did today, you can tell them ReadRover came to read and play!

Your child heard stories from some of these books today:

Dinosaur Stomp!

By: Paul Stickland


A crazy collection of colorful characters, all on their way to a dinosaur dance!



If the Dinosaurs Came Back

By: Bernard Most


A young boy who wishes for the return of dinosaurs imagines how useful they would be.



Dinosaurs, Dinosaurs

By: Byron Barton


In prehistoric days there were many different kinds of dinosaurs, big and small, those with spikes and those with long, sharp teeth.



I Can Do It Too!

By: Karen Baicker


Following others' examples, a young girl is proud of what she can accomplish.



Elmer

By: David McKee


Elmer the elephant, a colorful character because of his patchwork hide and sense of humor, tries to blend in with the herd, but soon realizes that he's happiest just being himself.



The Wide-Mouthed Frog

By: Keith Faulkner


A curious frog goes a bit too far when querying his neighbors about their eating habits in this simplified, pop-up version of a traditional American tale.



Prehistoric Actual Size

By: Steve Jenkins

Cut- and torn-paper figures reveal texture and delicate details, from the long wings of an early dragonfly to the feathered tuft of an eight-foot terror bird.



Reading with Your Child

When reading books with a definite rhythm or rhyme, ask your child to identify the rhyming words and encourage thinking of other words that could rhyme with the words from the story.



Fingerplay

Five Green and Speckled Frogs

Five green and speckled frogs
Sat on a speckled log
Eating some most delicious bugs—yum yum!
One jumped into the pool
Where it was nice and cool
Then there were four green and speckled frogs.
*Repeat for four, three, two, and one, removing
froggies, or bending fingers down, as you go.*



Supplementary Activity

Help your child make a Nature Diary. Together, collect any interesting items you find outside, such as ferns, flowers, or leaves. Have them glue his treasures onto separate sheets of paper. Let him tell you why he chose each item and help him record it in the journal. Finally, using a hole punch and thread or yarn, sew the pages together in a book.

Frog Craft

Enlarge if necessary and cut shapes from heavy paper.
Color shapes and paste or staple together.

