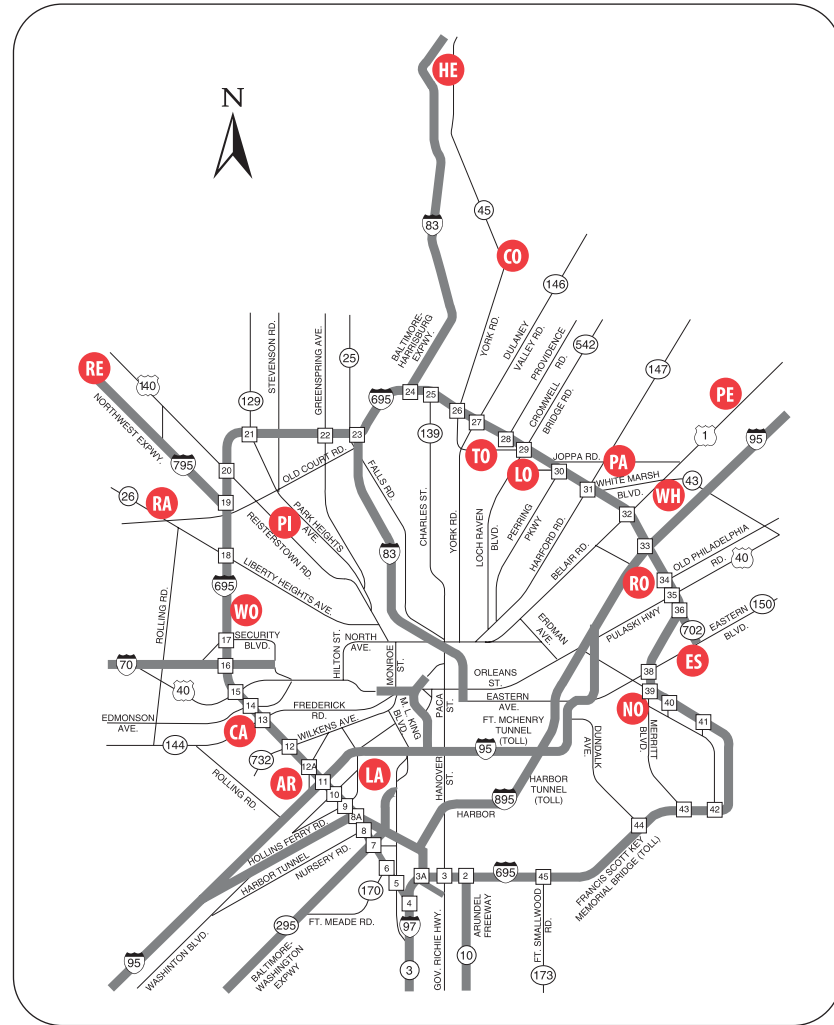


# THERE IS A BALTIMORE COUNTY PUBLIC LIBRARY NEAR YOU!

Walk-in or Log-on

Stop by any of our 17 libraries conveniently located throughout the county.

Or, visit us on the Web at [www.bcpl.info](http://www.bcpl.info).



- ARBUTUS LIBRARY ..... 410-887-1451  
1581 Sulphur Spring Rd., Suite 105 21227
- CATONSVILLE LIBRARY ..... 410-887-0951  
1100 Frederick Rd. 21228
- COCKEYSVILLE LIBRARY ..... 410-887-7750  
9833 Greenside Dr. 21030
- ESSEX LIBRARY ..... 410-887-0295  
1110 Eastern Blvd. 21221
- HEREFORD LIBRARY ..... 410-887-1919  
16940 York Rd. 21111
- LANDSDOWNE LIBRARY ..... 410-887-5602  
500 Third Ave. 21227

- LOCH RAVEN LIBRARY ..... 410-887-4444  
1046 Taylor Ave. 21286
- NORTH POINT LIBRARY ..... 410-887-7255  
1716 Merritt Blvd. 21222
- PARKVILLE-CARNEY LIBRARY .... 410-887-5353  
9509 Harford Rd. 21234
- PERRY HALL LIBRARY ..... 410-887-5195  
9440 Belair Rd. 21236
- PIKESVILLE LIBRARY ..... 410-887-1234  
1301 Reisterstown Rd. 21208
- RANDALLSTOWN LIBRARY ..... 410-887-0770  
8604 Liberty Rd. 21133

- REISTERSTOWN LIBRARY ..... 410-887-1165  
21 Cockeys Mill Rd. 21136
- ROSEDALE LIBRARY ..... 410-887-0512  
6105 Kenwood Ave. 21237
- TOWSON LIBRARY ..... 410-887-6166  
320 York Rd. 21204
- WHITE MARSH LIBRARY ..... 410-887-5097  
8133 Sandpiper Circle 21236
- WOODLAWN LIBRARY ..... 410-887-1336  
1811 Woodlawn Dr. 21207



## BALTIMORE COUNTY PUBLIC LIBRARY

# ReadRover

MOBILE LIBRARY SERVICE




When Mom or Dad asks what you did today, you can tell them ReadRover came to read and play!

Your child heard stories from some of these books today:

### **The Snowy Day**

By: Ezra Jack Keats

A boy wakes up to discover snow and celebrates by making footprints, creating snow angels, knocking snow from a tree and trying to save a snowball for the next day.



### **Snowmen at Night**

By: Caralyn Buehner


Snowmen play games at night when no one is watching.



### **Mooncake**

By: Frank Asch


Bear builds a rocket to take him to the moon so he can taste it.



### **My Many Colored Days**

By: Dr. Seuss


This rhyming story describes each day in terms of a particular color which in turn is associated with specific emotions.



### **Opposites**

By: Robert Crowther

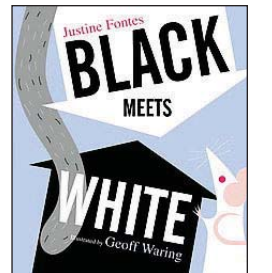
Lift the flaps, pull the tabs, and turn the wheels to see all sorts of things transform into their complete opposites!



### **Black Meets White**

By: Justine Fontes


What happens when Black meets White? They make polka dots ... and stripes, checks, and more. And when Black and White come together ... readers get a furry surprise.



### **Peek-a-Pet!**

By: Marie Cimarusti

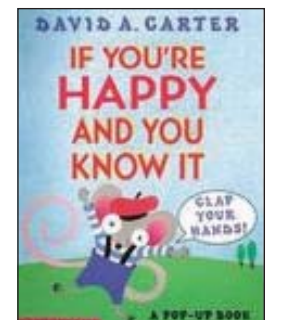
A tweet, a woof, a rabbit-ribbit, too! Which pets are playing peek-a-boo with you?



### **If You're Happy and You Know It**

By: David A. Carter

A pop-up adaptation of the popular song has animals showing different ways to express your joy.



ReadRover and ReadRover+ are mobile library services of the Baltimore County Public Library, and part of the Baltimore County "Focus on the First Years" initiative, helping our children start school ready to learn.

## Reading with Your Child

Encourage children to talk about characters, surprises, and what they thought was interesting about a story. These responses will give you insight into the way your child thinks, and will help you select more material that they will like.



## Game

### Five Little Snowmen

Hold up five fingers. Bend down one at a time. Use fingers or snowmen finger puppets. Children can stand up and melt to the floor with each snowman.

Five little snowmen all made of snow,  
Five little snowmen standing in a row.  
Out came the sun and stayed all day,  
And one little snowman melted away.

Four little snowmen ...  
Three little snowmen ...  
Two little snowmen ...

One little snowman made of snow  
One little snowman left in the row  
Out came the sun and stayed all day  
And the last little snowman melted away.

— *I'm a Little Teapot!* by: Jane Cobb



Baltimore County Public Library



www.bcpl.info

## Supplementary Activity

Cut a small, a medium and a large circle out of heavy, white paper. Draw a snowpal face on the front of the small circle. Attach pieces of magnetic strip to the backs of the circles. Randomly place the circles on a magnetic surface, such as a nonaluminum baking sheet. Let your child arrange the circles in a snowpal shape.

